









ambleside corner log

sunrooms/houses

Offering a wonderful escape during the hot summer months, a well kept garden can really add to your quality of life. From classical elegance to contemporary chic, our delightful range of summerhouses offer something for every location and budget. Scenic, picturesque and adaptable, they can be used across the seasons and, available in an extensive range of timber finish and glazing styles, you can be sure that your


summerhouse will be as individual and unique as you are. Whether it is used for additional storage during the colder months, or as an outdoor reception area for all your garden parties, we will build a bespoke summerhouse that ticks all the right boxes. A summerhouse will make a graceful addition to any garden and will help turn your property into a desirable purchase for potential buyers.

specifications

	FRAMING	FLOOR	ROOF	DOORS	WINDOWS	GLASS
 YORK SUMMERHOUSE	3" x 2" tanalised framing	13mm tanalised tongue & groove boards on 2" x 2" tanalised bearers.	38kg felt on 13mm tanalised tongue & groove boards.	1 x Pair of Joinery made doors - 6 pane or 8 pane style.	4 x Joinery made windows - 6 pane or 8 pane style.	4mm toughened glass
 KESWICK SUNROOM	3" x 2" tanalised framing	13mm tanalised tongue & groove boards on 2" x 2" tanalised bearers.	38kg felt on 13mm tanalised tongue & groove boards.	4 x Joinery made doors hinged together with zinc plated butt hinges creating an opening of 7' wide x 5'10" high.	2 x 18" wide x 65" high joinery made windows.	4mm toughened glass
 AMBLESIDE SUMMERHOUSE	3" x 2" tanalised framing	13mm tanalised tongue & groove boards on 2" x 2" tanalised bearers.	38kg felt on 13mm tanalised tongue & groove boards.	1 x Pair of Joinery made doors - 6 pane or 8 pane style.	4 x Joinery made windows - 6 pane or 8 pane style.	4mm toughened glass
 AMBLESIDE SUNROOM	3" x 2" tanalised framing	13mm tanalised tongue & groove boards on 2" x 2" tanalised bearers.	38kg felt on 13mm tanalised tongue & groove boards.	3 x Joinery made doors hinged together with zinc plated butt hinges creating an opening of 7'6" wide x 6' high.	2 x 18" wide x 65" high joinery made windows.	4mm toughened glass
 CHESHIRE SUMMERHOUSE	3" x 2" tanalised framing	13mm tanalised tongue & groove boards on 2" x 2" tanalised bearers.	38kg felt on 13mm tanalised tongue & groove boards.	1 x Pair of Joinery made doors - 8 pane or 12 pane style.	4 x Joinery made windows - 8 pane style.	4mm toughened glass
 AMBLESIDE CORNER LOG	44mm log construction	18mm tongue & groove boards on 65mm x 40mm tanalised bearers.	12mm Cedar tongue & groove on 4" x 2" framing with western red cedar shingle finish.	1 x Pair of 1130mm wide x 1860mm high doors set in a frame.	2 x Double window 1420mm high x 1150mm wide set in a frame.	14mm thick double glazing.

If you have something specific in mind and want a bespoke service, we can manufacture garden buildings to any customer specification.

For more information, please contact us on **01782 832166.**

 **HEAD OFFICE | SHOW SITE**
Tunstall Garden Buildings
160 Pinnox Street
Tunstall
Stoke-on-Trent
ST6 6AD

 **VISIT OUR WEBSITE**
mygardenbuilding.com

 **CONTACT US ON**
01782 832166

keswick sunroom

APEX WIDTH	LENGTH	SQ FT	TANALISED 12mm SHIPLAP £25 per SQ FT	TANALISED 15mm SHIPLAP £28 per SQ FT	TANALISED 20mm LOGLAP £31 per SQ FT	CEDAR 12mm £35 per SQ FT	FITTING £1 SQ FT
8ft	8ft	64	£1,600	£1,792	£1,984	£2,112	£64
10ft	6ft	60	£1,500	£1,680	£1,860	£1,980	£60
10ft	8ft	80	£2,000	£2,240	£2,480	£2,640	£80
12ft	6ft	72	£1,800	£2,016	£2,232	£2,376	£72
12ft	8ft	96	£2,400	£2,688	£2,976	£3,168	£96
12ft	10ft	120	£3,000	£3,360	£3,720	£3,960	£120

ambleside sunroom

APEX WIDTH	LENGTH	SQ FT	TANALISED 12mm SHIPLAP £29 per SQ FT	TANALISED 15mm SHIPLAP £32 per SQ FT	TANALISED 20mm LOGLAP £35 per SQ FT	CEDAR 12mm £37 per SQ FT	FITTING £1 SQ FT
8ft	8ft	64	£1,856	£2,048	£2,240	£2,368	£64
10ft	6ft	60	£1,740	£1,920	£2,100	£2,220	£60
10ft	8ft	80	£2,320	£2,560	£2,800	£2,960	£80
12ft	6ft	72	£2,088	£2,304	£2,520	£2,664	£72
12ft	8ft	96	£2,784	£3,072	£3,360	£3,552	£96
12ft	10ft	120	£3,480	£3,840	£4,200	£4,440	£120

ambleside summerhouse

APEX WIDTH	LENGTH	SQ FT	TANALISED 12mm SHIPLAP £28 per SQ FT	TANALISED 15mm SHIPLAP £31 per SQ FT	TANALISED 20mm LOGLAP £34 per SQ FT	CEDAR 12mm £36 per SQ FT	FITTING £1 SQ FT
8ft	8ft	64	£1,792	£1,984	£2,176	£2,304	£64
10ft	6ft	60	£1,680	£1,860	£2,040	£2,160	£60
10ft	8ft	80	£2,240	£2,480	£2,720	£2,880	£80
12ft	6ft	72	£2,016	£2,232	£2,448	£2,592	£72
12ft	8ft	96	£2,688	£2,976	£3,264	£3,456	£96
12ft	10ft	120	£3,360	£3,720	£4,080	£4,320	£120

cheshire summerhouse

APEX WIDTH	LENGTH	TANALISED 12mm SHIPLAP £19 per SQ FT	TANALISED 15mm SHIPLAP £22 per SQ FT	TANALISED 20mm LOGLAP £25 per SQ FT	CEDAR 12mm £27 per SQ FT	FITTING £1 SQ FT	3ft VERANDA (roof, floor and side rails)
8ft	8ft	£1,216	£1,408	£1,600	£1,728	£64	(+£240)
10ft	6ft	£1,140	£1,320	£1,500	£1,620	£60	(+£300)
10ft	8ft	£1,520	£1,760	£2,000	£2,160	£80	(+£300)
12ft	6ft	£1,368	£1,584	£1,800	£1,944	£72	(+£360)
12ft	8ft	£1,824	£2,112	£2,400	£2,592	£96	(+£360)
12ft	10ft	£2,280	£2,640	£3,000	£3,240	£120	(+£360)

york summerhouse

WIDTH	LENGTH	SQ FT	QTY of WINDOWS as STD	RED CEDAR 12mm
8ft	6ft	48	4	£1,882
8ft	8ft	64	4	£2,509
10ft	10ft	100	4	£4,228
12ft	12ft	144	4	£6,352

ambleside corner log

SQ FT	REDWOOD (STD)	THERMOWOOD (STD)	DOUGLAS FIR (STD)	CEDAR (STD)
10ft x 10ft	£6,678	£7,463	£8,642	£9,820
12ft x 12ft	£7,660	£8,642	£10,409	£11,784

Optional extras: Treating with Tikkurila £600

Please note that these prices are subject to change without notice and may be withdrawn at any time. Prices include VAT.

25% deposit required on ordering, balance due on delivery. You can pay by cheque, cash or debit card, please note credit cards are subject to a 2.5% charge.